

Hanford Fire Department

350 W. Grangeville Blvd. Hanford, CA 93230

2013 Annual Report

"Serving the community since 1891"



The Hanford Fire Department took delivery of two brand new 2013 Pierce PUC pumpers

Mission Statement

To protect residents and visitors of Hanford from conditions that would pose a threat to life, property or the environment by utilizing aggressive prevention techniques and, when needed, respond to all emergencies in a safe, swift and efficient manner

Values

Respect	<i>for each other and for all with whom we serve</i>
Caring	<i>for our work, the people we serve and for each other</i>
Integrity	<i>being forthright and fair in all of our efforts</i>
Accountability	<i>Taking personal and organizational responsibility for all we do</i>
Teamwork	<i>working together, making the whole greater than the parts</i>
Family	<i>remembering that life goes on outside of our department walls</i>
Quality	<i>providing the right solution for each and every situation</i>

Fire Chiefs Message

It is my pleasure to present to you the 2013 Annual Report for the Hanford Fire Department. 2013 was another record setting year for our fire department. There were 5150 total calls for service, setting a new record for demand. The Kings county fire department responded to 43 mutual aid requests for calls in the city and in return the Hanford fire department responded to 29 requests to respond into Kings County. The department also took delivery of (2) brand new Pierce Impel PUC fire engines in 2013 (see cover photo).

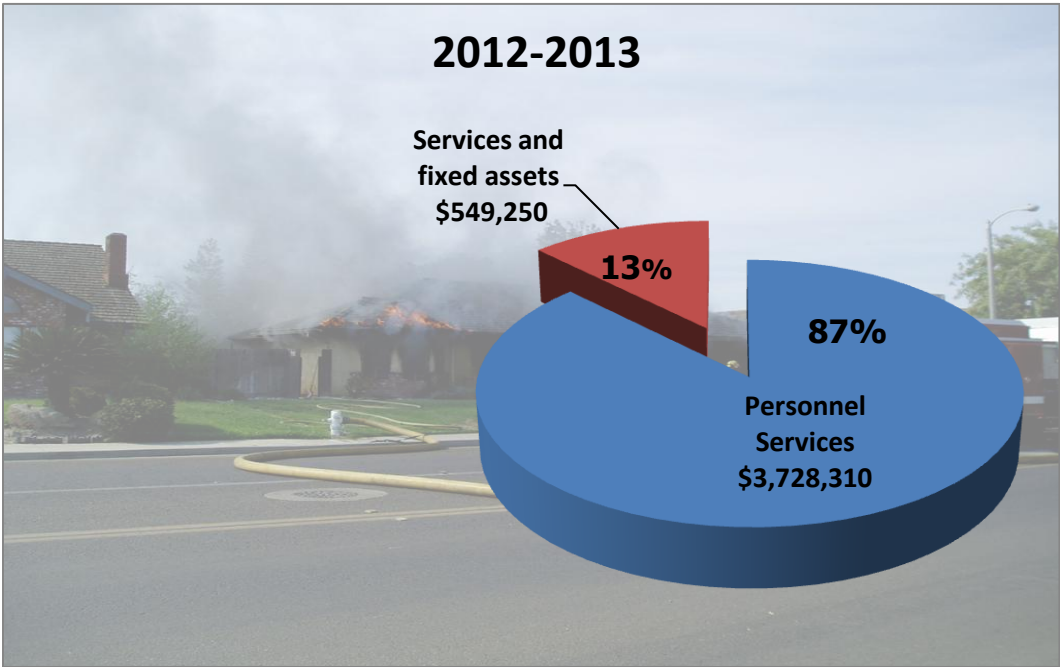
The Hanford Fire Department thanks our City Manager and City Council for their service to our community and their support of their Fire Department. I am very proud of the men and women who serve our community with the highest standard of professionalism and care.

--Tim Ieronimo, Fire Chief

Fire captains Jim Sunia and Chris Ekk were appointed by Fire Chief Ieronimo to the newly created position of battalion chief.



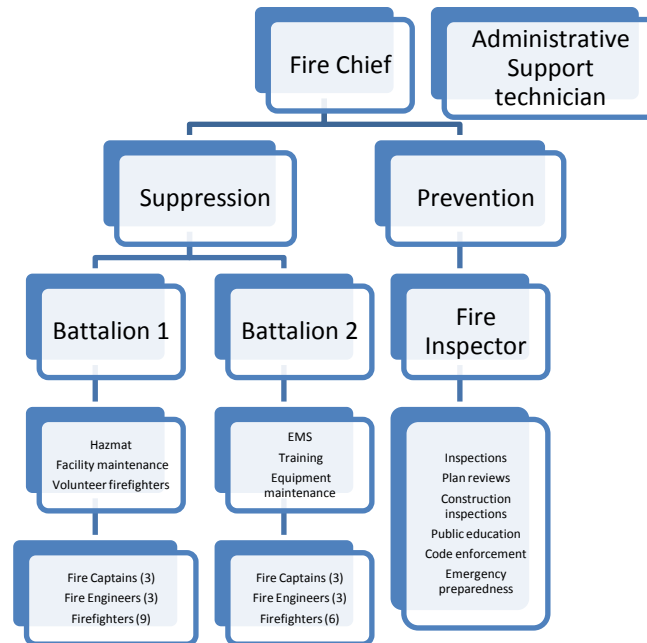
Budget



FIRE SUPPRESION BUDGET PER CAPITA			
Year	Budget	Population	Budget/capita
2013	\$4,262,500	55479	\$76.83
2012	\$3,731,840	55,123	\$67.70



Organizational Chart



Incident Statistics 2013

<i>Incident Type</i>	<i>Responses</i>	<i>Percent of total</i>	
Fire	183	<div>Total incidents in 2013 5150</div>	3.55%
Explosion	6		.11%
EMS – Medical	3394		65.9%
Hazardous Condition	104		2.01%
Service Call	178		3.4%
Good Intent	1106		21.47%
False Alarm	176		3.4%
Other Incident Types	3		.05%

Apparatus Responses

<i>Apparatus</i>	<i>Emergency</i>	<i>Non-priority</i>	<i>Apparatus</i>	<i>Emergency</i>	<i>Non-priority</i>
Chief 1	41	1	Engine 1	3132	116
BC 1	59	0	Engine 2	1465	90
BC 2	41	0	Patrol 1	638	5
Utility 1	1	0	Patrol 2	9	0
Haz-mat 1	0	0	E202	0	0
Command 1	0	0	Engine 201	10	1



1998 Ferrara moved to reserve status in 2013



2004 Pierce moved to reserve status in 2013

Response Time

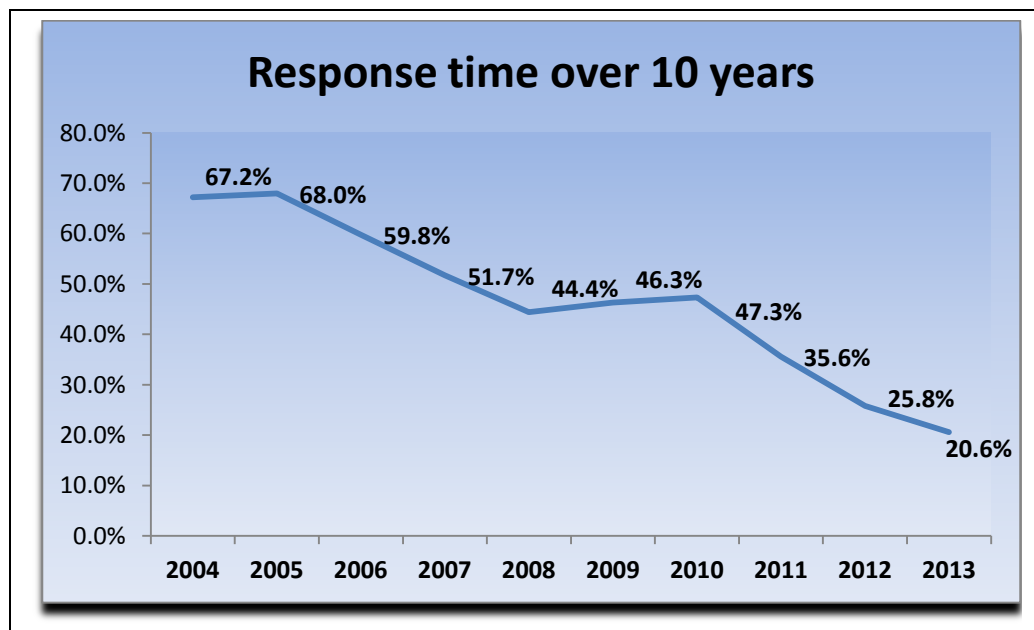
Historically, the goal of the Hanford Fire Department is to maintain a five minute emergency response time to **90%**. All times are measured from when a 911 call is received.

Response time is comprised of the following factors:

Dispatch reaction time	From the time that a 911 call is received until units are dispatched to the scene
Turnout time	From the time that units are dispatched until they are en route to the scene
Drive time	From the time units are en route to the scene until they arrive

Response Time	Code 3 (Emergency) calls
Less than 1 minute	15
1-2 minutes	30
2-3 minutes	67
3-4 minutes	202
4-5 minutes	581
5-6 minutes	954
6-7 minutes	950
Over 7 minutes	1561

Within 5 minutes
2013 20.58%
 Of the time

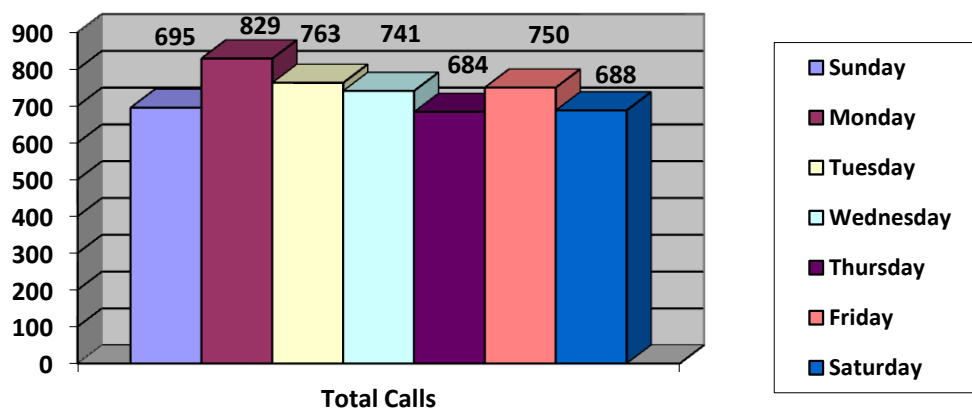


Incident Distribution

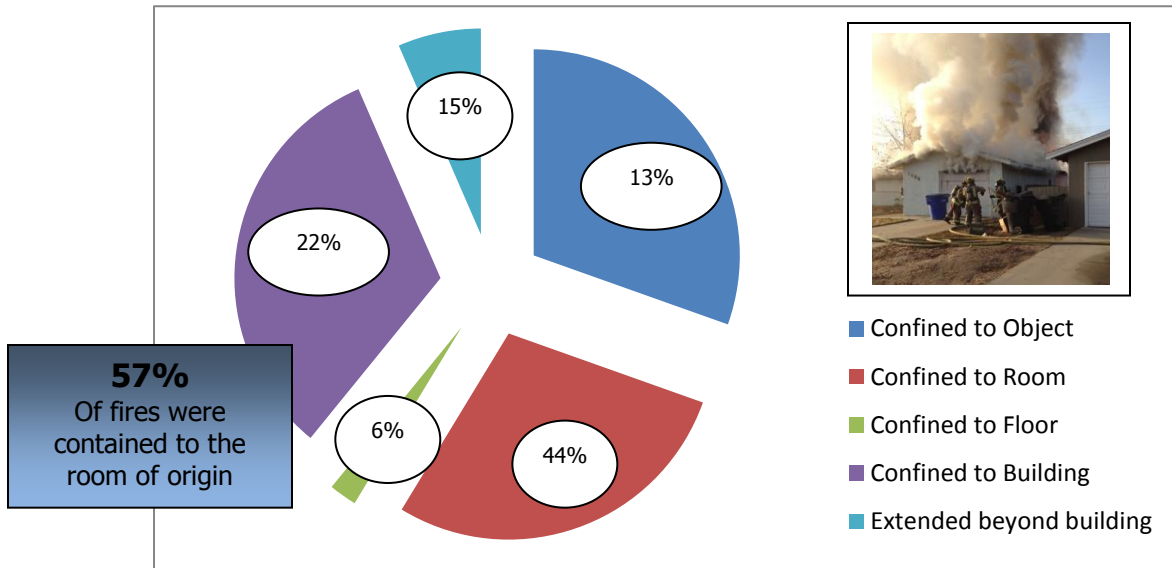
Incidents by time of day

Time of day	Number of Incidents
00:00-00:59	161
01:00-01:59	156
02:00-02:59	128
03:00-03:59	100
04:00-04:59	111
05:00-05:59	107
06:00-06:59	132
07:00-07:59	144
08:00-08:59	221
09:00-09:59	261
10:00-10:59	271
11:00-11:59	297
12:00-12:59	297
13:00-13:59	274
14:00-14:00	275
15:00-15:59	308
16:00-16:59	269
17:00-17:59	299
18:00-18:59	266
19:00-19:59	251
20:00-20:59	239
21:00-21:59	221
22:00-22:59	207
23:00-23:59	155

Incidents by day of the week



Fire Loss



It is the goal of the Hanford Fire Department to confine **80%** of all property loss structure fires to the room of origin.

<i>Month</i>	2012 Loss	<i>2013 Fire Loss</i>	2012 Value	<i>2013 Total Value</i>	2013 Total Savings
<i>January</i>	\$2300	<i>\$45,941</i>	\$471,025	<i>\$209,638</i>	<i>\$163,697</i>
<i>February</i>	\$26,646	<i>\$4,500</i>	\$507,548	<i>\$403,103</i>	<i>\$398,603</i>
<i>March</i>	\$35,094	<i>\$59,766</i>	\$973,784	<i>\$342,150</i>	<i>\$282,384</i>
<i>April</i>	\$67,960	<i>\$26,976</i>	\$388,017	<i>\$1,921,947</i>	<i>\$1,894,971</i>
<i>May</i>	\$113,222	<i>\$108,356</i>	\$597,497	<i>\$449,513</i>	<i>\$341,157</i>
<i>June</i>	\$244,927	<i>\$127,600</i>	\$2,427,201	<i>\$485,861</i>	<i>\$358,261</i>
<i>July</i>	\$2,239,721	<i>\$217,816</i>	\$2,633,163	<i>\$1,452,972</i>	<i>\$1,235,156</i>
<i>August</i>	\$101,506	<i>\$136,250</i>	\$1,116,622	<i>\$353,030</i>	<i>\$216,780</i>
<i>September</i>	\$10,717	<i>\$194,378</i>	\$174,819	<i>\$432,277</i>	<i>\$237,899</i>
<i>October</i>	\$3,600	<i>\$88,857</i>	\$4,841	<i>\$429,551</i>	<i>\$340,694</i>
<i>November</i>	\$2,150	<i>\$95,021</i>	\$317,980	<i>\$659,511</i>	<i>\$564,490</i>
<i>December</i>	\$200	<i>\$58,311</i>	\$350	<i>\$113,697</i>	<i>\$55,386</i>
<i>TOTAL</i>	<i>\$2,847,773</i>	<i>\$1,163,772</i>	<i>\$9,612,847</i>	<i>\$7,253,250</i>	<i>\$6,089,478</i>

Fire Station 1

Fire Station 1 is located at 350 W. Grangeville Boulevard. This station is the headquarters for the Hanford Fire Department. The Fire Chief, Deputy Chief, BC/Fire Marshal and Fire Inspector all have offices at this station. This station has been in service since 1989 and its jurisdiction is responsible for nearly 76.4% of all the calls received by the department. Daily staffing is either 4 or 5 firefighters staffing (2) apparatus.



Fire Station 2

Fire Station 2 is located at 10553 Houston Avenue. This station is responsible for protecting the southern portions of Hanford including the industrial park. Station 2 is staffed with 3 or 4 firefighters on 1 engine. Station two also serves as a training facility for vertical ventilation and forcible entry. This station is responsible for 23.6% of the call demand of the fire department. The Hazardous Materials unit is housed here



Minimum city wide staffing for any type of incident is 7 firefighters and 1 chief officer



The services that the Fire department provides

From left to right

- Structural Firefighting
- Fire Prevention
- Emergency medical response
- Fire investigation
- Wild land firefighting
- Hazardous materials response
- Administrative services

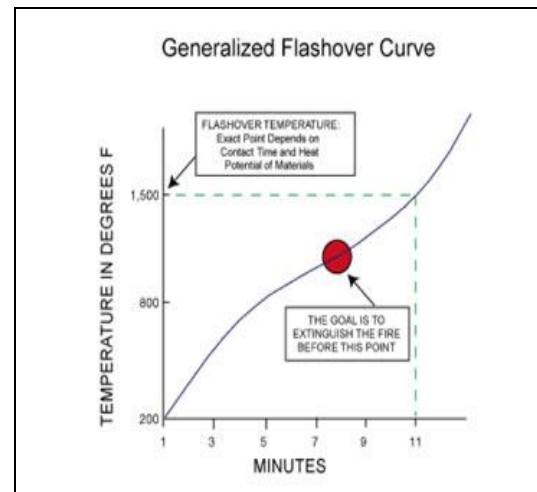
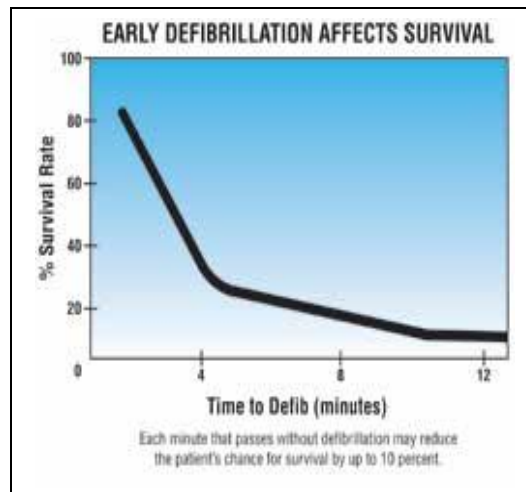
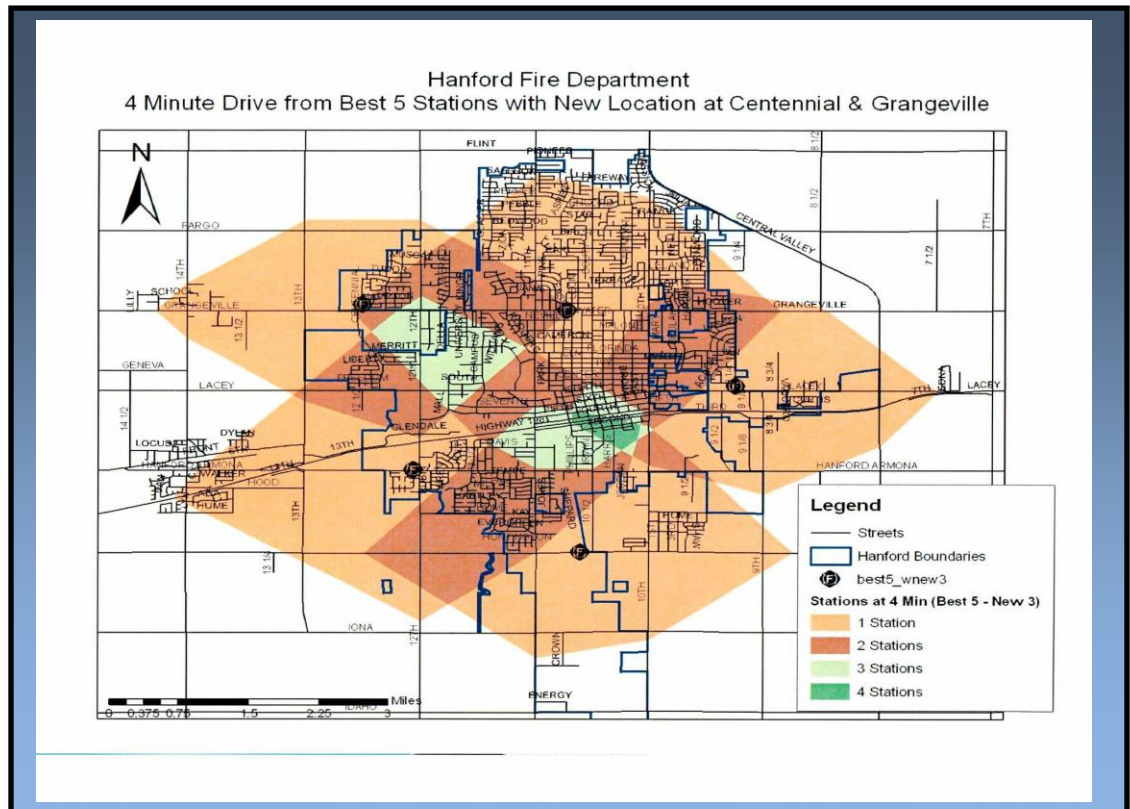
Future Fire Station's

In 2006, The Hanford Fire Department commissioned a study to determine the best locations of new fire stations in order to reduce response times and keep up with growth. The construction of these fire stations has been delayed.

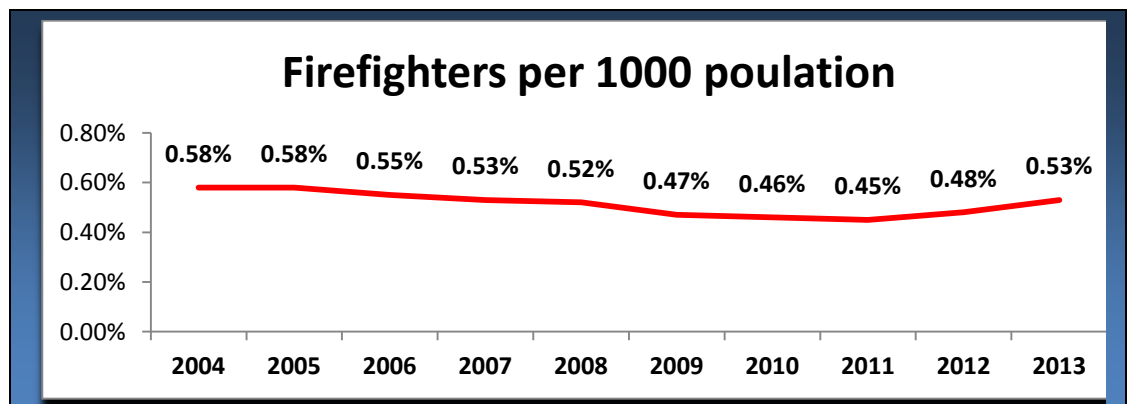
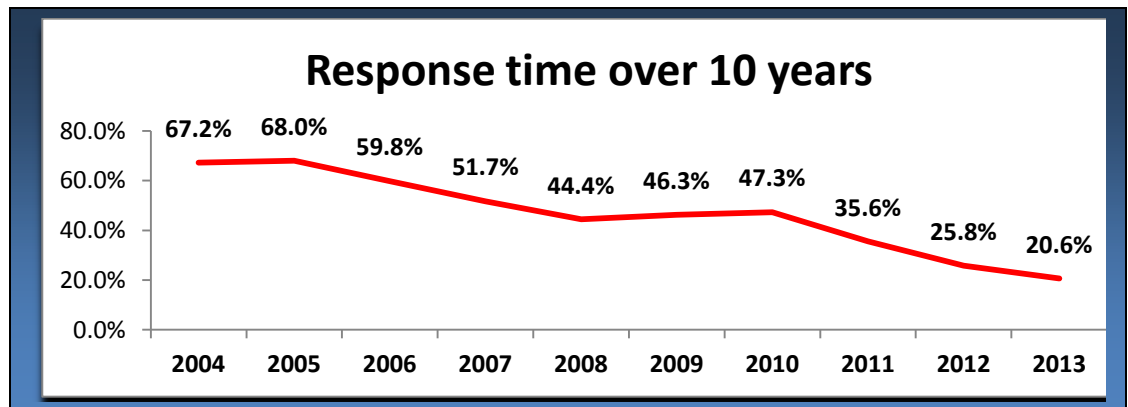
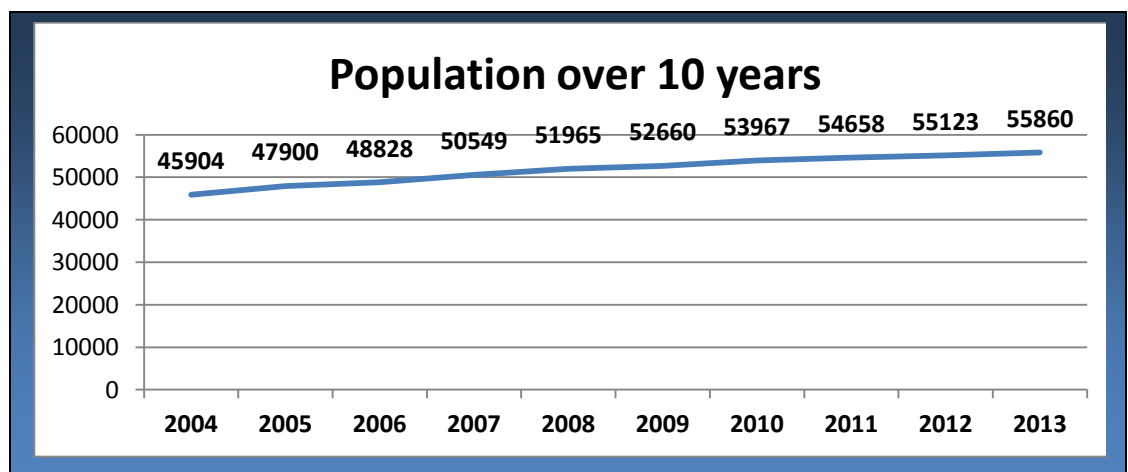
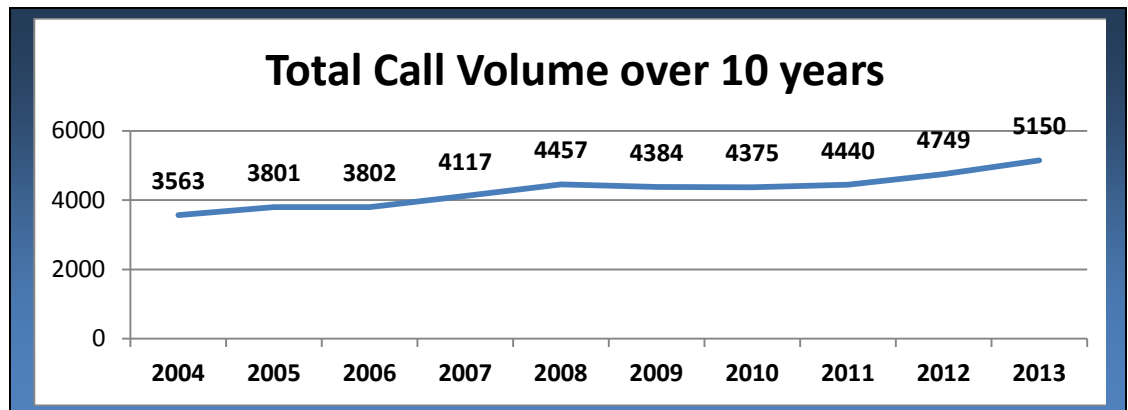
Fire Station 3 North of Grangeville (Centennial at Berkshire)

Fire Station 4 South of Hanford Armona road (Woodland at 12th Avenue)

Fire Station 5 East Lacey Blvd at 9 ¼ Avenue



10 YEAR TRENDS



Training

*The Hanford Fire Department is an all hazard response organization. Fighting fire is one of several disciplines that are required of the firefighters in Hanford. Our companies respond to emergency medical aids, traffic collisions, gas leaks, confined space rescues, hazardous materials spills as well as many other types of emergencies. Each of these requires a separate set of skills and abilities. Each year the Hanford firefighter spends hundreds of hours training in a continuing commitment to be at the ready. In 2012, members of the Hanford fire department completed **4,619** hours of training*

Baker	195.2	Kaufman	181.8
Bracy	292.7	Kile	307.8
Briones	291.7	Lee	176.5
Brotemarkle	318.3	Martinez	223.7
Buller	311.2	McKean	306.6
Cogburn(resigned)	24	Mellon	394.8
Costa	342.7	Rossman	153.6
Ekk	313	Rowe	179.9
Etulain	184.5	Silsby(resigned)	73.3
Fredrickson	285.2	Springer	259.1
Glynn	55.2	Sumaya	222.3
Henry	206.7	Sunia	355.6
Hoey	281.4	Turner	362.6
		Weisser	214.7

Training (Volunteers)

Hanford volunteers meet twice each month on a Wednesday for lecture and on a Saturday for manipulative training. Hanford volunteers respond to fires of all types.

Bradley(resigned)	1	Kong	17
Brady	45	Kurtz	17.5
Farr	25.5	Puerner	28
Kennedy	40	Sumaya(resigned)	8.5
		Torres	38

Fire Suppression Activities

The Hanford Fire department also participates in activities outside of the emergency response. The Hanford fire department is committed to providing the public the services that it needs to aid in fire safety and education.

Activity	2013 Hours	2012 Hours	Activity	2013 Hours	2012 Hours	Activity	2013 Hours	2012 Hours
Physical Fitness	2223	2311	Smoke Detectors	12	14	Reports / Paperwork	272	472
Run book / Maps	0	4	SCBA Maintenance	48	39	Vehicle Maintenance	2608	2636
Company Inspections	30	87	Company re-Inspections	20	17	Equipment Maintenance	2025	2729
Fire Hose Maintenance	160	253	Fire Investigations	86	75	Fire Station Maintenance	1228	1118
Fuel Apparatus	177	194	Grounds Maintenance	331	845	Hydrant Maintenance	593	559
Errands and mail delivery	971	1041	Meetings	383	350	Miscellaneous	253	288
Office Work	199	189	Officer Time	395	401	Public Relations Visits	689	247
Thursday Night Market	10	47	General Fire Safety Class	50	8	CO Detector installed	4	0
Extinguisher Class	16	9	Fire Prevention Week class	35	57	Fire Station Tours	32	182



Firefighters assist the Salvation Army in a canned food drive at Hanford's Fox Theater

Fire Prevention Activities

It is the goal of the Fire Prevention division to provide efficient and cost effective fire prevention programs for the citizens of Hanford, enforce the latest edition of the Uniform Fire Code as well as California State and local ordinances.

<i>Activity</i>	<i>2012</i>	<i>2013</i>	<i>Activity</i>	<i>2012</i>	<i>2013</i>	<i>Activity</i>	<i>2012</i>	<i>2013</i>
<i>Building Inspections</i>	38	164	<i>Complaint Inspections</i>	14	118	<i>Residential Safety Inspection</i>	0	0
<i>Building Re-Inspections</i>	6	152	<i>Citations Issued</i>	1	55	<i>Hood system inspection</i>	5	15
<i>Certificate of Occupancy Inspection</i>	177	170	<i>Hydrant Fire Flow</i>	2	1	<i>Knox box installation</i>	13	33
<i>Certificate of Occupancy Re-Inspection</i>	111	108	<i>Underground 200psi test</i>	9	7	<i>Weed abatement notice</i>	0	0
<i>Project Review (Meeting)</i>	0	0	<i>Above ground 200psi test</i>	75	95	<i>Weed abatement inspection</i>	61	70
<i>Project Review (Plans)</i>	168	163	<i>Sprinkler acceptance test</i>	104	109	<i>Juvenile Fire setter program</i>	0	0
<i>Site Plan Review</i>	16	29	<i>Permits for above ground storage tank</i>	0	3	<i>Construction inspection</i>	124	160
<i>Project Consultation</i>	22	36	<i>Fire Alarm test</i>	11	29	<i>Fireworks booth inspection</i>	30	30
<i>State Licensing Inspection</i>	17	8	<i>Public Service Announcement</i>	26	26	<i>Fire Investigations</i>	54	23